



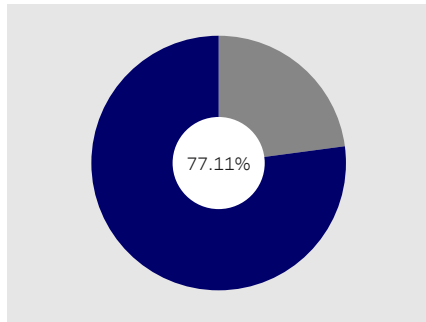
Procurement Service Level Agreement (SLA) Analysis

Reporting Month: September

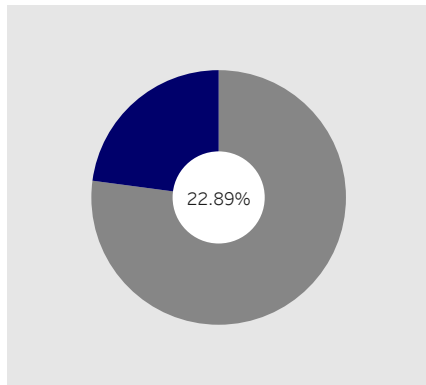
Req Number: All | Department: All | Supplier: All | Month: September | Fiscal Year: 2020

Fully Approved Reqs			Reqs In Progress			Reqs with PO Dispatched			Reqs Meeting SLA Goal			Avg. Days to Completion	Avg. Days +/- SLA Goal
Current	Prior	Total	Current	Prior	Total	Current	Prior	Total	Current	Prior	Total	Total	Total
299	103	402	89	3	92	210	100	310	183	35	218	7.6	-0.3

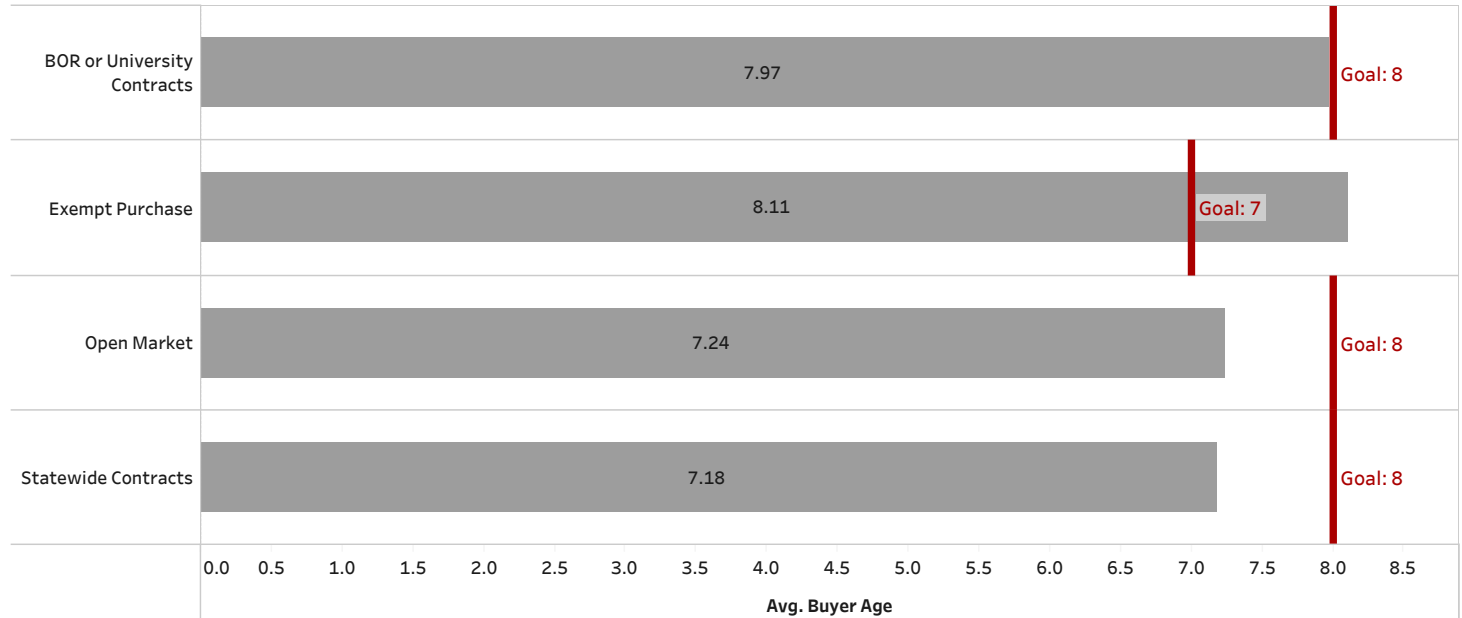
% of PO's Dispatched
(Dispatched ÷ Fully Approved Reqs)



% of Reqs In Progress
(In Progress ÷ Fully Approved Reqs)



Requisition Age and SLA Goal by Type



Approved Requisitions by Month

